DRAWING NUMBER AR2025130A

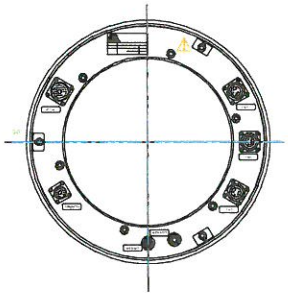

Figure 2 : Service End View

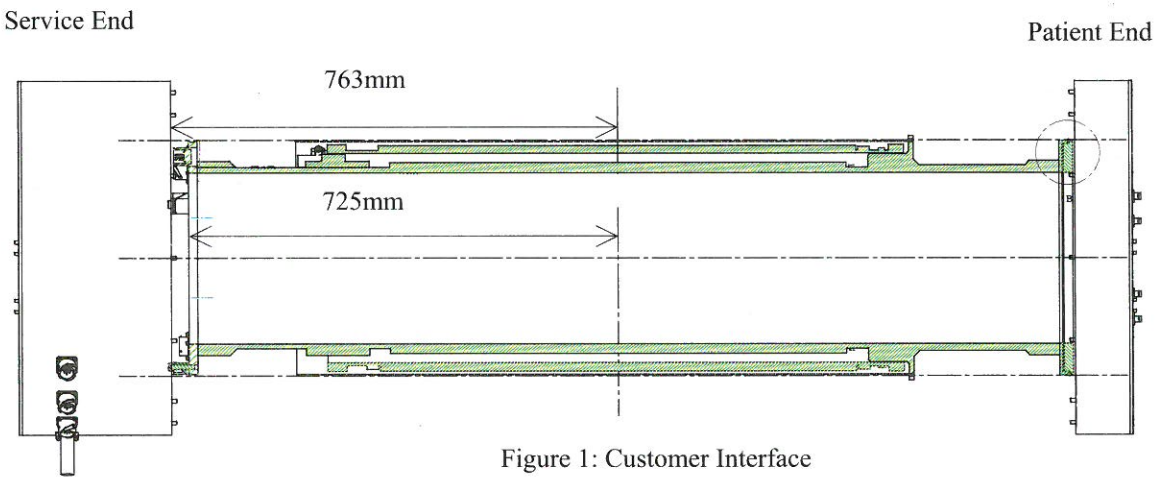

Figure 1: Customer Interface

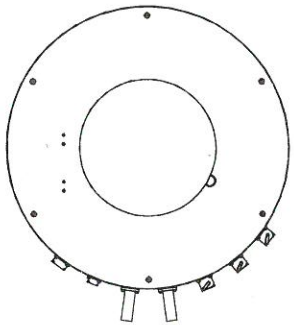

Figure 4 : RF Enclosures (Service End)

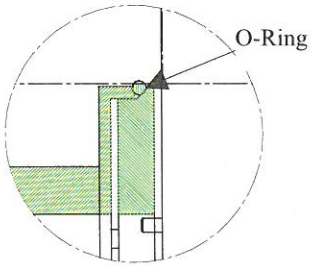

Figure 3 : Patient End O- Ring Clamp

DO NOT SCALE - IF IN DOUBT ASK

SCALE BAR FOR REFERENCE ONLY

0 100 200

BY CHKD LEVEL DATE NUMBER DETAILS

magnex scientific

DIMENSIONS IN MM UNLESS STATED REMOVE ALL SHARP EDGES & BURRS

DRAWN BY : CHECKED BY APPROVED BY DATE :

TOLERANCE UNLESS STATED 0 - 40.5mm OR ±0.02 INCHES 50.8 - 40.5mm OR ±0.03 INCHES 508 - 50.8mm OR ±0.004 INCHES REGULAR TOLERANCE TO MAGNEX SPECIFICATION AND SURFACES FINISH AT UNLESS STATED

TITLE : OUT TRAY 395/290

DRAWING NUMBER

MATERIAL

FINISH ——— ID No

SCALE

THIS DRAWING IS THE PROPERTY OF MAGNEX SCIENTIFIC LIMITED NO PART IS TO BE USED WITHOUT PRIOR PERMISSION